

# CP-8HD-2 Stationary Horizontal Compactor

## Specifications

Manufactures Rated Size	8 Cubic Yards
Rated Size	4.93 Cubic Yards
Cycle Time	56 Seconds
Capacity Per Hour	327.21 Yards
Clear Top Opening (L x W)	99 3/8" x 77 1/2"
Ram Face Dimensions (W x H)	79 3/4" x 29 7/8"
Ram Penetration	31 5/8"
Cylinder Bore, Rod & Stroke	(Twin) 7" x 4 1/2" x 131"
Operating Pressure	
Normal	1500 PSI
Maximum	2000 PSI
Ram Force Rating	
Normal	48.46 PSI / 115,454 Lbs
Maximum	64.61 PSI / 153,938 Lbs
Motor (HP)	20 HP
Pump (GPM)	74 GPM
Tank Capacity	200 Gallons
Shipping Weight	23,000 Lbs (approx)
<b>Construction</b>	
<b>Frame</b>	
Floor - AR Plate	1/2" A-36 w/ 1/2" AR 450 Wear Plate
Floor Plate Supports	6"- 8.2 Lb Channel
Side Plates	1/2"
Side Reinforcements	6"x3"x1/4" Tube
Breaker Bar	6"x3"x3/8" Tube w/1" x 12" Plate
Ram Hold Down Bars	1 1/4" x 1 1/4" Bar
Load Binder Hook-Up	165,000 Lbs Capacity
<b>Ram</b>	
Face Plate	1"
Floor - AR Plate	1/2" A-36 w/ 1/2" AR 450 Wear Plate
Side Plates	3/4"
Top Plate	1/2"
Top Plate Reinforcement	6"- 8.2 Lb Channel

*All Specifications are subject to change without notice.*

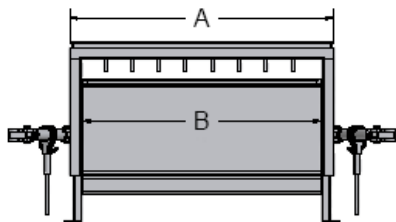
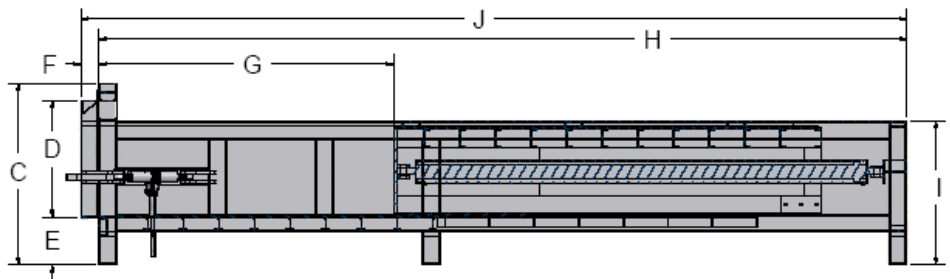


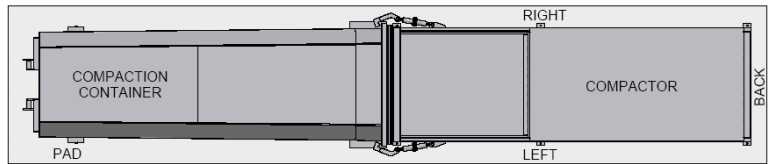
Illustration for reference only



A	B	C	D	E	F	G	H	I	J	Capacity
88"	80"	57 3/4"	38 3/4"	15"	6"	99 3/8"	272 3/16"	48 3/16"	278 3/16"	8 Yards

## Installation Requirements

Typical Installation Layout



### Minimum Recommended Requirements:

- Concrete Pad: 10' x 48' (May be made larger to suit)  
4,000 PSI Reinforced, 6" Thick
- (6) 3/4" x 4 3/4" Anchor Bolts

### Minimum Clearance Requirements:

- 12" From Back of Compactor to Wall
- 36" From Right & Left of Compactor to Wall

### Electrical Disconnect Requirements

20 HP Motor		
Voltage	Amperage	Fuse
208	100	80
240	100	70
480	60	40

### Available Options

- Hoppers & Enclosures - Any Configuration
- Through-Wall Chute & Door Framework
- Standard & Full Container Guides
- Oil Heater
- Compactor Access Systems
- 30 HP / 96 GPM Power Unit\* - Faster Cycle Times
- Drive-on Ramp
- Cart Dumper
- Wheel Wear Plates
- Oil Cooler
- Pre-Crusher

All Compactors can be Customized to Accommodate Any Clear Top Opening

\*Requires 30 HP Electrical Disconnect Parameters



Distributor

385 Sumpter Road • Belleville • MI 48111-2932 • Phone (734) 699-5561 • Fax (734) 699-0360  
P.O. Box 68 • Belleville • MI 48112-0068  
On the Web at: <http://www.contractwelding.com>

12/07 REV3