

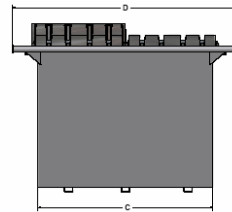
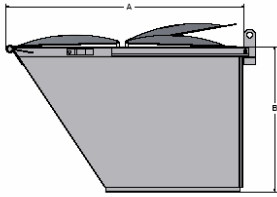
Rear Load Containers

Specifications	RL-4	RL-6 / RL-8
Side Walls	12 Ga. A-36 Steel	12 Ga. A-36 Steel
Top Ribs	3/16" x 1 1/2" x 3 1/2" Formed	3/16" x 1 1/2" x 6" Formed
Floor	10 Ga. A-36 Steel	10 Ga. A-36 Steel
Floor Ribs	3/16" x 1 1/2" x 3" Formed	3/16" x 1 1/2" x 3" Formed / 3 x 4.1# Channel
Trunnion Bar	1 3/4" Round Bar	1 3/4" Round Bar
Pin Chain Lift Pockets	1/2" x 2" Bar w/ 1" Round Bar Pin	None / None
Cable Hook	3/8" x 4" A-36 Steel	3/4" x 4" A-36 Steel
Drain & Plug	1 1/2" Diameter	1 1/2" Diameter
Lids	4 Single Wall	6 Single Wall / 8 Single Wall
Weight	750 Lbs	1120 Lbs / 1415 Lbs

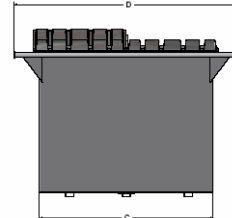
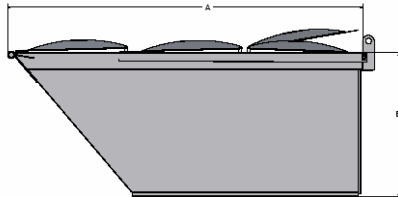
4, 6 & 8-Yard Capacities

Model	A	B	C	D
RL-4	81 1/2"	49 5/8"	60"	77 1/2"
RL-6	122 1/4"	49 5/8"	60"	77 1/2"
RL-8	163 1/4"	49 1/2"	60"	77 1/2"

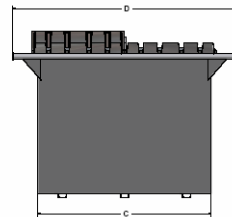
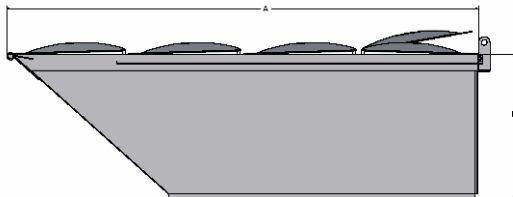
All Specifications are subject to change without notice.



**4-Yard
Rear Load**



**6-Yard
Rear Load**



**8-Yard
Rear Load**



Illustrations for reference only



Distributor

385 Sumpter Road • Belleville • MI 48111-2932 • Phone (734) 699-5561 • Fax (734) 699-0360
 P.O. Box 68 • Belleville • MI 48112-0068
 On the Web at: <http://www.contractwelding.com>

08/07 REV0