

SC-30 Self-Contained Compactor

Specifications	
Manufacturer's Rated Size	1.50 Cubic Yards
Rated Size	1.30 Cubic Yards
Cycle Time	35 Seconds
Capacity Per Hour	133.71 Yards
Clear Top Opening (L x W)	30 5/8" x 57 1/2"
Ram Face Dimensions (W x H)	59 3/4" x 29 3/4"
Ram Penetration	12"
Cylinder Bore, Rod & Stroke	(Twin) 4" x 2" x 36"
Operating Pressure	
Normal	1500 PSI
Maximum	2000 PSI
Ram Force Rating	
Normal	18.34 PSI / 32,744 Lbs
Maximum	24.46 PSI / 43,658 Lbs
Motor (HP)	10 HP
Pump (GPM)	12 GPM
Tank Capacity	20 Gallons
Shipping Weight	11,200 Lbs (approx)
Construction	
Frame	
Floor - AR Plate	1/2"
Floor Plate Supports	3"- 4.1 Lb Channel
Side Plates	1/4"
Side Reinforcements	2"x4"x1/4" Tube
Breaker Bar	4" x 4" x 3/8" Tube
Ram Hold Down Bars	1 1/4" x 1 1/4" Bar
Ram	
Face Plate	3/4"
Floor - AR Plate	1/2"
Side Plates	3/8"
Top Plate	1/4"
Sliding Plate	3/8"

All Specifications are subject to change without notice.

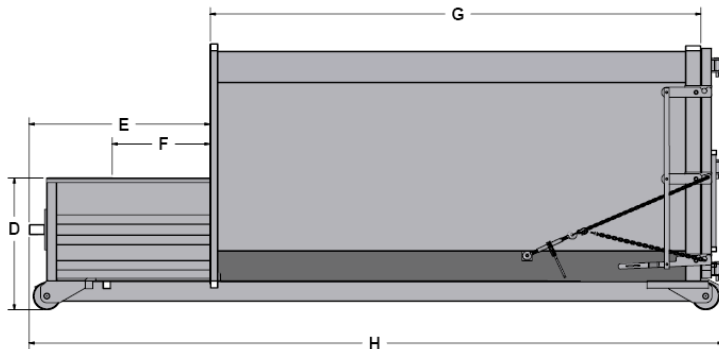
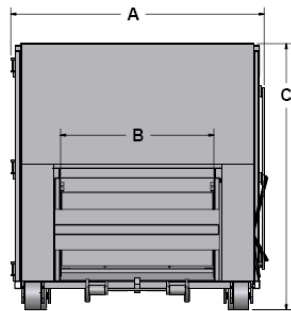


Illustration for reference only

A	B	C	D	E	F	G	H	Capacity
99 1/4"	60"	104 1/2"	52"	71"	30 5/8"	204"	283 1/2"	30 -Yard

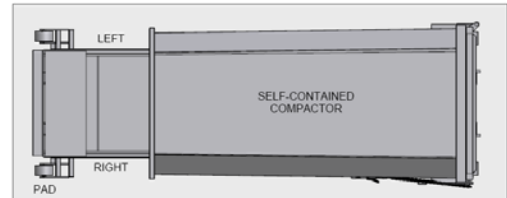
Installation Requirements

Minimum Recommended Requirements:

- Concrete Pad: 10' x 24' (May be made larger to suit) 4,000 PSI Reinforced, 6" Thick

Minimum Clearance Requirements:

- 12" From Back of Compactor to Wall
- 36" From Right & Left of Compactor to Wall



Electrical Disconnect Requirements

10 HP Motor

Voltage	Amperage	Fuse
208	60	50
240	60	40
480	30	20

Standard Features

- 80% & 100% Full Indicator Lights
- Quick Disconnect Hydraulic Hoses
- Pressure Gage
- NEMA 4 Control Enclosure
- Guide Rails & Stops
- 4-Inch Clean Out

Available Options

- Hoppers & Enclosures - Any Configuration
- Interlock and Security Doors
- Oil Heater
- Power Unit Cover
- Remote Operation
- Custom Sizes



385 Sumpter Road • Belleville • MI 48111-2932 • Phone (734) 699-5561 • Fax (734) 699-0360
 P.O. Box 68 • Belleville • MI 48112-0068
 On the Web at: <http://www.contractwelding.com>

Distributor